

FURLEX 20S is a furling gear designed for free flying jibs on dinghies. It features stainless steel bearings, adjustable line exit and optional halyard lead arm.

Working Limits:


Max working load is 500Kg

Max expected luff wire is $\phi 3\text{mm}$.



Max furling line $\phi 3$, preferred is $\phi 2.5\text{mm}$. (included).



Item	Part Number	Weights
Lower Drum unit	539-455-01	173.5gm
Top Swivel	539-450-01	59gm
Top Swivel + guide	539-450-02	68.5gm



Lower Drum Dimensions
Top pin $\phi 6\text{mm}$
Lower pin $\phi 5\text{mm}$



Top Swivel Dimensions
Top pin hole $\phi 5.5\text{ mm}$
Lower pin $\phi 6\text{mm}$

Fitting the furling line.

Tie a thumbknot in the dead end of the line. Feed the other end of the line in through the hole in the drum upper surface, and out through the lined side hole. Pull through until stopped by the thumbknot. Rotate the drum and pull line into the unit, retaining slight tension to ensure a tight wrap.

Outer Drum Rotation

The outer cover can be rotated and locked in one of 15 positions



1. Loosen grub screws by two turns with a 2mm Allen key.



2. Slide outer cover down to touch clevis pin's head



3. Rotate outer cover to the required position



4. Slide outer cover up and tighten grub screws by two turns. (see note)

Note: The grub screws are used only to hold the outer cover in place. They have no structural function. Do not over tighten.